

Entropy of the life table:  
the effects of Covid on life expectancy  
BFDW, Day 2, Lecture 2

Joshua R. Goldstein   Thomas B. Cassidy

May 2021

- ▶ How many people have studied life table?
- ▶ Discrete or continuous?
- ▶ Continuous notation makes math easier

## Life table definitions, in continuous time

Hazard, instantaneous death rate

$$h(a) = -\frac{\ell'(a)}{\ell(a)} = -\frac{d}{da} \log \ell(a)$$

Survival, fraction still alive

$$\ell(a) = e^{-\int_0^a h(x) dx}$$

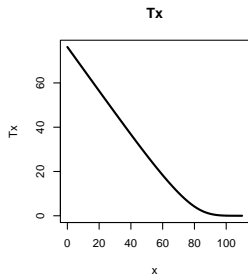
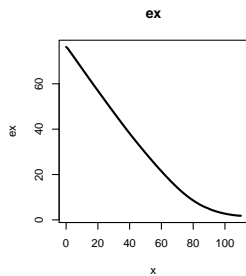
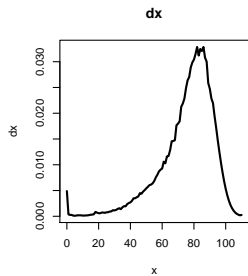
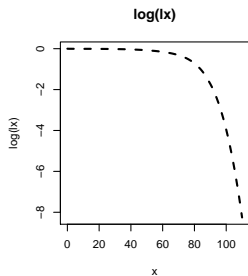
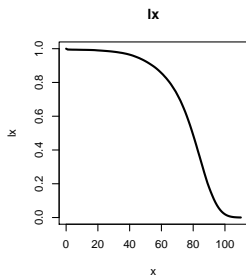
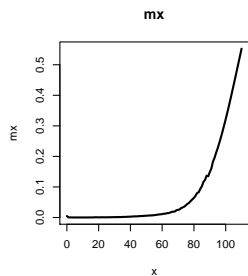
Life expectancy at age  $a$

$$e(a) = \int_a^{\infty} \ell(x) dx / \ell(a)$$

and at birth, age 0,

$$e(0) = \int_0^{\infty} \ell(a) da$$

# Life table functions, Taiwan Males 2010 (from HMD)



## Our Question: How much does Covid reduce life expectancy?

Answer is related to a classic question in formal demography: how does same *proportional* change in hazards at all ages affect life expectancy at birth?

- ▶ Because Covid's effect is roughly proportional
- ▶ We can use Keyfitz entropy  $\mathcal{H}$

# Proportionality

$$h(\mathbf{a}) = (1 + \delta)h_{base}(\mathbf{a})$$

# We want to know how changing hazards influences life expectancy

Write life expectancy as function of  $\delta$ ,

$$e_0(\delta) = \int \ell(a)^{1+\delta} da$$

How much does life expectancy change when hazards change proportionally?

Around  $\delta = 0$ ,

$$\frac{d}{d\delta} e_0(\delta) = \int [\log \ell(a)] \ell(a) da$$

(If time, let's let Tom derive this.)

Positive or negative?

$$\frac{d}{d\delta} e_0(\delta) = \int [\log \ell(a)] \ell(a) da$$



## Keyfitz entropy $\mathcal{H}$

Keyfitz  $\mathcal{H}$  tells *proportional decrease* in life expectancy per *proportional increase* in hazards. So,

- ▶ He puts a minus sign in front of derivative
- ▶ He makes relative to starting life expectancy

Thus,

$$\mathcal{H} \equiv \left. \frac{-\frac{d}{d\delta} e_0(\delta)}{e_0} \right|_{\delta=0} = \frac{-\int_0^{\omega} \ell(x) \log \ell(x) dx}{e_0}$$

# Properties of entropy

Keyfitz's entropy measure  $\mathcal{H}$ , makes change in  $e_0$  proportional

$$\mathcal{H} = \frac{-\int_0^{\omega} \ell(x) \log \ell(x) dx}{e_0}$$

## Properties

- ▶ Positive or negative?
- ▶ What if everyone dies at age 100?
- ▶ What if hazards are constant?
- ▶ Why “entropy”?
- ▶ A more intuitive interpretation?

(Optional:) entropy as effect of letting people die twice

$$\text{numerator of } \mathcal{H} = - \int_0^\omega \ell(x) \log \ell(x) dx$$

- ▶ Rewrite  $\log \ell(x)$  in terms of *hazards*

## (Optional:) entropy as effect of letting people die twice

$$\text{numerator of } \mathcal{H} = - \int_0^\omega \ell(x) \log \ell(x) dx$$

- ▶ Rewrite  $\log \ell(x)$  in terms of *hazards*
- ▶ Reverse order of integration

## (Optional:) entropy as effect of letting people die twice

$$\text{numerator of } \mathcal{H} = - \int_0^{\omega} \ell(x) \log \ell(x) dx$$

- ▶ Rewrite  $\log \ell(x)$  in terms of *hazards*
- ▶ Reverse order of integration
- ▶ Stare at and see life table functions

## (Optional:) entropy as effect of letting people die twice

$$\text{numerator of } \mathcal{H} = - \int_0^{\omega} \ell(x) \log \ell(x) dx$$

- ▶ Rewrite  $\log \ell(x)$  in terms of *hazards*
- ▶ Reverse order of integration
- ▶ Stare at and see life table functions

$$\mathcal{H} = - \frac{\int_0^{\omega} e(x) \ell(x) h(x) dx}{e(0)}$$

## (Optional:) entropy as effect of letting people die twice

$$\text{numerator of } \mathcal{H} = - \int_0^\omega \ell(x) \log \ell(x) dx$$

- ▶ Rewrite  $\log \ell(x)$  in terms of *hazards*
- ▶ Reverse order of integration
- ▶ Stare at and see life table functions

$$\mathcal{H} = - \frac{\int_0^\omega e(x) \ell(x) h(x) dx}{e(0)}$$

(Why is this like letting people die twice?)

## Application to Covid

For applications, one can rewrite as our equation (2) on “cheatsheet”

$$\frac{\Delta e_0}{e_0} \approx -\mathcal{H}\delta$$

Or,

$$\Delta e_0 \approx -\mathcal{H}\delta e_0$$



## Application to Covid

For applications, one can rewrite as our equation (2) on “cheatsheet”

$$\frac{\Delta e_0}{e_0} \approx -\mathcal{H}\delta$$

Or,

$$\Delta e_0 \approx -\mathcal{H}\delta e_0$$

For example, assume

- ▶  $\delta = 1/3$ , ( $\approx 1$  million deaths in US)
- ▶  $e_0 = 80$
- ▶  $\mathcal{H} = 0.15$

$$\Delta e_0 = -\delta\mathcal{H}e_0 =$$

## Application to Covid

For applications, one can rewrite as our equation (2) on “cheatsheet”

$$\frac{\Delta e_0}{e_0} \approx -\mathcal{H}\delta$$

Or,

$$\Delta e_0 \approx -\mathcal{H}\delta e_0$$

For example, assume

- ▶  $\delta = 1/3$ , ( $\approx 1$  million deaths in US)
- ▶  $e_0 = 80$
- ▶  $\mathcal{H} = 0.15$

$$\Delta e_0 = -\delta\mathcal{H}e_0 = (1/3)(0.15)(80)$$

## Application to Covid

For applications, one can rewrite as our equation (2) on “cheatsheet”

$$\frac{\Delta e_0}{e_0} \approx -\mathcal{H}\delta$$

Or,

$$\Delta e_0 \approx -\mathcal{H}\delta e_0$$

For example, assume

- ▶  $\delta = 1/3$ , ( $\approx 1$  million deaths in US)
- ▶  $e_0 = 80$
- ▶  $\mathcal{H} = 0.15$

$$\Delta e_0 = -\delta\mathcal{H}e_0 = (1/3)(0.15)(80) = 4 \text{ years}$$

What mistake did I make?

# Breakout Room Exercises

- A Use full life table calculation to calculate effect of  $1/6$  increase in US mortality (like in pre-workshop exercises)
- B Use entropy approximation, and compare.
- C Use more realistic age-distribution for Covid

## Discussion of Exercises

- ▶ Does doubling mortality half life expectancy?
- ▶ Is entropy approximation pretty accurate? Why might it be inexact?
- ▶ Is effect of Covid on life expectancy larger or smaller than proportional change in hazards (with same number of deaths)? Why?

What other questions do you have?

## After lunch

- ▶ Life expectancy critics
- ▶ An alternative measure: person years lost
- ▶ Elegance  $\neq$  relevance?